



[www.spacalpha.com](http://www.spacalpha.com)

# US SPAC MONITOR

Feb 1, 2021

This Presentation (the “Presentation”) is provided on a strictly informational basis only. By reviewing or reading this Presentation, you will be deemed to have agreed to the obligations and restrictions set out below. Without the express prior written consent of SPAC Alpha LLC, the Presentation and any information contained within it may not be (i) reproduced (in whole or in part), (ii) copied at any time, (iii) used for making investment decisions. This Presentation does not constitute or form part of, and should not be construed as, an offer, invitation or inducement to purchase or subscribe for securities nor shall it or any part of it form the basis of, or be relied on in connection with, any contract or commitment whatsoever. This Presentation does not constitute either advice or a recommendation regarding any securities. This Presentation shall not constitute an offer to sell or the solicitation of an offer to buy nor shall there be any sale of these securities in any state in which such offer, solicitation or sale would be unlawful prior to registration or qualification under the securities laws of any such state.

No representations or warranties, express or implied are given in, or in respect of, this Presentation. To the fullest extent permitted by law in no circumstances will SPAC Alpha, or any of its respective subsidiaries, shareholders, affiliates, representatives, partners, directors, officers, employees, advisers or agents be responsible or liable for any direct, indirect or consequential loss or loss of profit arising from the use of this Presentation, its contents (including economic models or any other materials from SPAC Alpha), its omissions, reliance on the information contained within it, or on opinions communicated in relation thereto or otherwise arising in connection therewith. The information contained in this Presentation has not been independently verified. Recipients of this Presentation are not to construe its contents, or any prior or subsequent communications from or with SPAC Alpha or its representatives as investment, legal or tax advice. In addition, this Presentation does not purport to be all-inclusive or to contain all the information related to the subject matter. Recipients of this Presentation should each make their own evaluation of the subject matter and of the relevance and adequacy of the information and should make such other investigations as they deem necessary.

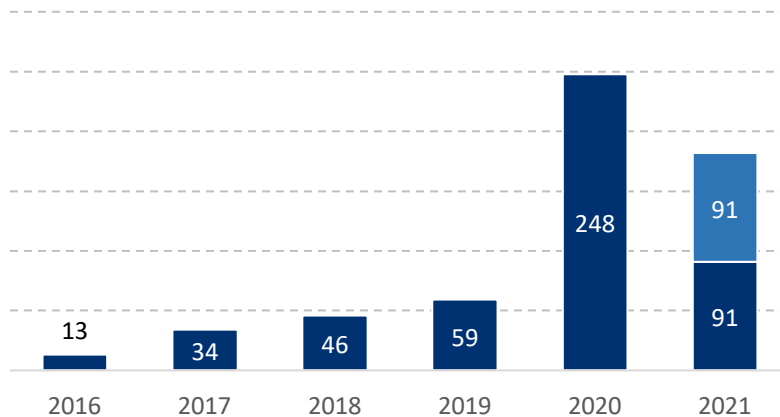
This Presentation contains illustrative returns, projections, estimates and beliefs and similar information (“Forward Looking Information”). Forward Looking Information is subject to inherent uncertainties and qualifications and is based on numerous assumptions, in each case whether or not identified in the Presentation. Forward Looking Information is provided for illustrative purposes only and is not intended to serve as and must not be relied on by any investor as, a guarantee, an assurance, a prediction or a definitive statement of fact or probability. Nothing in this Presentation should be construed as a profit forecast. Actual events and circumstances are difficult or impossible to predict and will differ from assumptions. Some important factors that could cause actual results to differ materially from those in any Forward-Looking Information could include changes in domestic and foreign business, market, Financials, political, and legal conditions. There can be no assurance that any Forward-Looking Information will be realized, and the performance may be materially and adversely different from the Forward-Looking Information. The Forward-Looking Information speaks only as of the date of this Presentation. SPAC Alpha expressly disclaims any obligation or undertaking to release any updates or revisions to any Forward Looking Information to reflect any change in SPAC Alpha’s expectations with regard thereto or any changes in events, conditions or circumstances on which any Forward Looking Information is based. Accordingly, undue reliance should not be placed upon the Forward-Looking Information.

The communication of this Presentation is restricted by law; it is not intended for distribution to, or use by any person in, any jurisdiction where such distribution or use would be contrary to local law or regulation. This Agreement supersedes and replaces all previous oral or written agreements, memoranda, correspondence, or other communications between the parties hereto relating to the subject matter hereof.

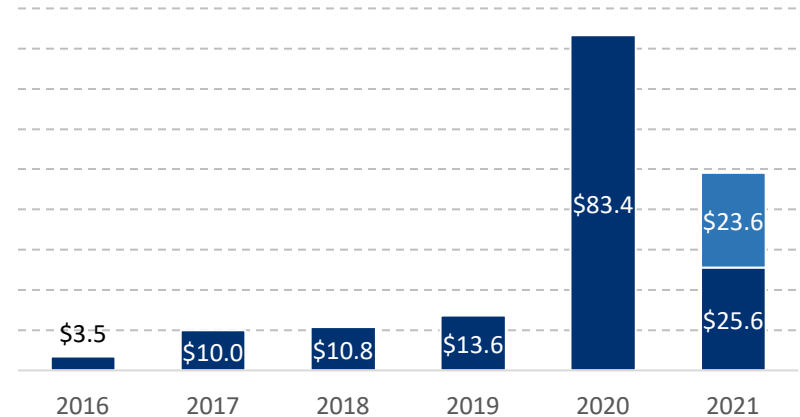
# SPAC IPO & IBC ACTIVITY

■ IPO Priced/IBCs Closed      ■ Filed but pending

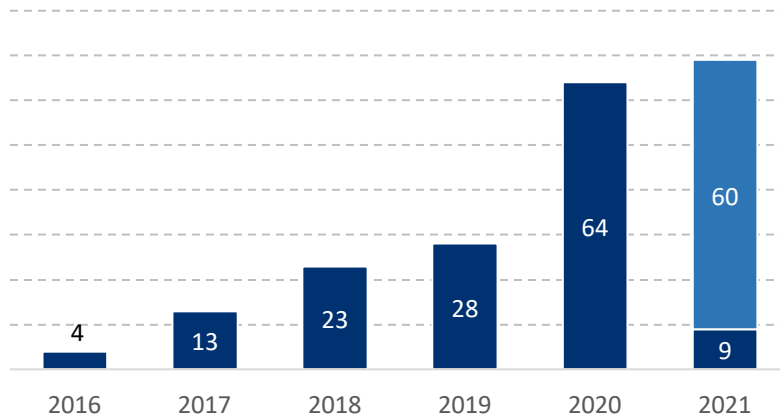
Number of SPAC IPOs



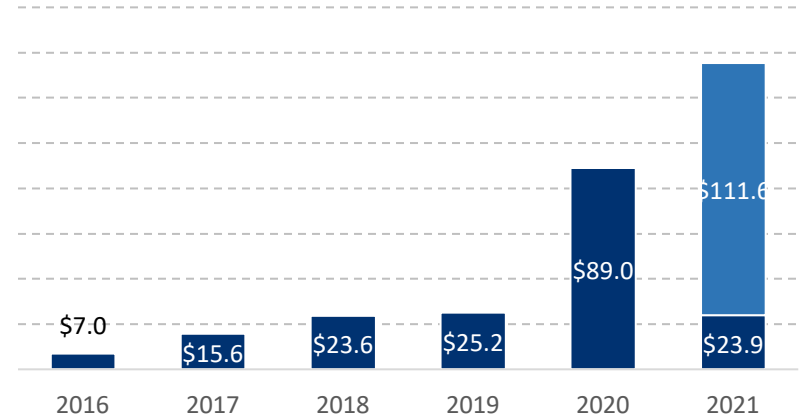
Value of SPAC IPOs, \$billion



Number of SPAC IBCs



Value of SPAC IBCs, \$billion



# CURRENT SPAC PIPELINE

Current SPAC Pipeline	Number	Value, \$billion	
S-1 filings	91	23.6	
Total active SPACs	362	111.3	
- Searching for IBCs	302	92.8	
- Live IBCs	60	IPO:	18.5
		EV:	111.6
Closed SPAC IBCs	8	23.9	
Liquidated SPACs	0	0.0	

# WEEKLY SPAC ACTIVITY

SPAC Activity Last Week	Number	Value, \$million	
S-1 filings	26	6,295	
IPOs priced	24	5,635	
New IBCs announced	9	IPO:	3,590
		EV:	18,988
IBCs closed	1	IPO:	100
		EV:	550
SPACs liquidated	0	0	

# SPAC IPOs PRICED: LAST WEEK (I)

SPAC	Ticker	IPO Size, \$M	IPO Unit	Focus	Sponsor(s)	Pricing Date	Fri Price, \$
EQ Health Acquisition Corp.	EQHA.U	191	S+W/2	Healthcare, US	Franklin Square Capital Partners	29-Jan	10.25
Growth Capital Acquisition Corp.	GCACU	150	S+W/2	General, US	Maxim, Nautilus Carriers, Hudson Bay	29-Jan	10.01
CF Acquisition Corp. V	CFFVU	250	S+W/3	General, US	5 <sup>th</sup> SPAC by Cantor Fitzgerald team	28-Jan	10.75
Z-Work Acquisition Corp.	ZWRKU	200	S+W/3	General, US	1 <sup>st</sup> time SPAC team	28-Jan	10.40
Clarim Acquisition Corp.	CLRMU	250	S+W/3	Consumer, US	1 <sup>st</sup> time SPAC team	28-Jan	10.26
Mason Industrial Technology, Inc.	MIT.U	450	S+W/3	Industrial/Materials, US	Mason Capital, Mill Rock Capital	28-Jan	10.07
BlueRiver Acquisition Corp.	BLUA.U	250	S+W/3	Tech/Media & Entertainment, US	1 <sup>st</sup> time SPAC team	28-Jan	10.40
Brookline Capital Acquisition Corp.	BCACU	50	S+(3/4)W	Healthcare, US/Europe	Brookline Capital Markets	28-Jan	10.23
TLG Acquisition One Corp.	TLGA.U	350	S+W/3	General, US	1 <sup>st</sup> time SPAC team	27-Jan	10.07
Ignyte Acquisition Corp.	IGNYU	50	S+W/2	Healthcare, US	1 <sup>st</sup> time SPAC team	27-Jan	10.30

# SPAC IPOs PRICED: LAST WEEK (II)

SPAC	Ticker	IPO Size, \$M	IPO Unit	Focus	Sponsor(s)	Pricing Date	Fri Price, \$
ITHAX Acquisition Corp.	ITHXU	210	S+W/2	Travel & Hospitality, US	1 <sup>st</sup> time SPAC team	27-Jan	10.06
CA Healthcare Acquisition Corp.	CAHCU	100	S+W/2	Healthcare, US	Pleasant Bay Capital Partners	26-Jan	10.25
Climate Real Impact Solutions II Acquisition Corporation	CLIM.U	242	S+W/4	General, US	2 <sup>nd</sup> SPAC by Climate Real Impact team, PIMCO	26-Jan	11.27
HealthCor Catalio Acquisition Corp.	HCAQ	207	S	Healthcare, US	HealthCor Management, Catalio Capital	26-Jan	10.10
Constellation Acquisition Corp	CSTA.U	310	S+W/3	General, US	1 <sup>st</sup> time SPAC team	26-Jan	10.70
Fortistar Sustainable Solutions Corp.	FSSIU	225	S+W/2	Energy/Industrial, US	Fortistar Capital	26-Jan	10.58
LMF Acquisition Opportunities, Inc.	LMAOU	106	S+W	Financial, US	LM Funding America, Inc.	25-Jan	10.19
Hudson Executive Investment Corp. II	HCIU	259	S+W/4	Technology, US	2 <sup>nd</sup> SPAC by Hudson Executive team	25-Jan	10.63
Biotech Acquisition Company	BIOTU	230	S+W/2	Healthcare, US	SPRIM Global Investments	25-Jan	10.29
Northern Star Investment Corp. II	NSTB.U	350	S+W/5	Consumer, US	2 <sup>nd</sup> SPAC by Northern Star team, Jonathan Ledecy	25-Jan	10.68

# SPAC IPOs PRICED: LAST WEEK (III)

SPAC	Ticker	IPO Size, \$M	IPO Unit	Focus	Sponsor(s)	Pricing Date	Fri Price, \$
Science Strategic Acquisition Corp. Alpha	SSAAU	311	S+W/3	Consumer/Media & Entertainment, US	Science Partners Management	25-Jan	10.51
DiamondHead Holdings Corp.	DHHCU	345	S+W/4	General, US	2 <sup>nd</sup> SPAC by members of DiamondPeak team	25-Jan	10.85
Bridgetown 2 Holdings Ltd	BTNB	299	S	Technology/Media & Entertainment, Asia	2 <sup>nd</sup> SPAC by Bridgetown team	25-Jan	12.20
D and Z Media Acquisition Corp.	DNZ.U	250	S+W/3	Media & Entertainment/Tech, US	Navigation Capital, Loop Capital, ICE	25-Jan	10.20



# SPAC S-1 FILINGS: LAST WEEK (I)

SPAC	Ticker	Filed IPO Size, \$M	IPO Unit	Focus	Sponsor(s)	Filing Date
Peridot Acquisition Corp. II	PDOT.U	300	S+W/3	Industrial, US	2 <sup>nd</sup> SPAC by Peridot team	29-Jan
VPC Impact Acquisition Holdings III	VPCC.U	225	S+W/4	Financial, US	3 <sup>rd</sup> SPAC by VPC team	29-Jan
HNR Acquisition Corp	HNRAU	100	S+W+R	Energy, US	1 <sup>st</sup> time SPAC team	29-Jan
Alpha Capital Acquisition Company	ASPCU	200	S+W/2	Technology, LatAm	Innova Capital, JF Labs	29-Jan
Simon Property Group Acquisition Holdings, Inc.	SPGS.U	300	S+W/4	Real Estate/Media & Entertainment, US	Simon Property Group	29-Jan
LDH Growth Corp I	LDHAU	200	S+W/5	Technology, LatAm	1 <sup>st</sup> time SPAC team, Softbank	29-Jan
Altimar Acquisition Corp. III	ATAQU	250	S+W/4	General, US	3 <sup>rd</sup> SPAC by Altimar team	29-Jan
CF Acquisition Corp. VI	CFVIU	300	S+W/4	General, US	6 <sup>th</sup> SPAC by Cantor Fitzgerald team	29-Jan
Longview Acquisition Corp. II	LGV.U	500	S+W/4	Healthcare, US	2 <sup>nd</sup> SPAC by Longview team	29-Jan
Pathfinder Acquisition Corporation	PFDRU	275	S+W/4	Technology, US	HGGC, Industry Ventures	28-Jan

# SPAC S-1 FILINGS: LAST WEEK (II)

SPAC	Ticker	Filed IPO Size, \$M	IPO Unit	Focus	Sponsor(s)	Filing Date
Rosecliff Acquisition Corp I	RCLF.U	200	S+W/3	Technology, US	Rosecliff Venture Management	27-Jan
Live Oak Mobility Acquisition Corp.	LOKM.U	200	S+W/4	Technology, US	3 <sup>rd</sup> SPAC by Live Oak team	27-Jan
Gores Holdings VIII Inc.	GIIXU	300	S+W/8	General, US	10 <sup>th</sup> SPAC by Gores team	27-Jan
Broadscale Acquisition Corp.	SCLEU	250	S+W/3	Technology, US	Broadscale Group, HEPCO Capital	27-Jan
Tuatara Capital Acquisition Corp	TCACU	150	S+W/2	Cannabis, US	Tuatara Capital	27-Jan
FS Development Corp. II	FSII	100	S	Healthcare, US	2 <sup>nd</sup> SPAC by Foresite team	26-Jan
ION Acquisition Corp 2 Ltd.	IACB.U	220	S+W/8	Technology, EEMEA	2 <sup>nd</sup> SPAC by ION team	26-Jan
Tishman Speyer Innovation Corp. II	TSIBU	250	S+W/5	Real Estate, US	2 <sup>nd</sup> SPAC by Tishman Speyer team	26-Jan
Kismet Acquisition Three Corp.	KIIIU	250	S+W/3	Technology, Europe	3 <sup>rd</sup> SPAC by Kismet team	26-Jan
Kismet Acquisition Two Corp.	KAIU	200	S+W/3	Technology, Europe	2 <sup>nd</sup> SPAC by Kismet team	26-Jan

# SPAC S-1 FILINGS: LAST WEEK (III)

SPAC	Ticker	Filed IPO Size, \$M	IPO Unit	Focus	Sponsor(s)	Filing Date
Social Leverage Acquisition Corp I	SLAC.U	300	S+W/3	Technology, US	1 <sup>st</sup> time SPAC team	25-Jan
Bite Acquisition Corp.	BITE.U	150	S+W/2	Food, US	1 <sup>st</sup> time SPAC team	25-Jan
Lazard Growth Acquisition Corp. I	LGACU	500	S+W/3	General, US	Lazard	25-Jan
Aeon Acquisition Corp.	AACPU	125	S+W/2	Technology, US	Aeon Group	25-Jan
Catcha Investment Corp.	-	250	S+W/2	Technology, Asia	1 <sup>st</sup> time SPAC team, James Graf	25-Jan
Tribe Capital Growth Corp I	ATVCU	200	S+W/3	General, US	Tribe Capital Management, Arrow Capital	25-Jan

# LIVE IBCs (I)

SPAC	Ticker	Target	Focus	EV, \$M	EV/IPO	IBCs Announced	Fri Price, \$
TPG Pace Tech Opportunities Corp.	PACE	Nerdy	Technology, US	1,405	3.1x	29-Jan	10.50
Alussa Energy Acquisition Corp.	ALUS	FREYR	Industrial, Europe	529	1.8x	29-Jan	11.68
Andina Acquisition Corp. III	ANDA	Stryve Foods	Food, US	170	1.6x	28-Jan	11.01
Property Solutions Acquisition Corp.	PSAC	Faraday Future	Technology, US	2,622	11.4x	28-Jan	18.45
TS Innovation Acquisitions Corp.	TSIA	Latch	Technology, US	1,053	3.5x	25-Jan	14.60
Foley Trasimene Acquisition Corp.	WPF	Alight	Technology, US	7,300	7.1x	25-Jan	11.21
Landcadia Holdings III, Inc.	LCY	Hillman Group	Industrial, US	2,642	4.6x	25-Jan	10.50
Spartan Acquisition Corp. II	SPRQ	Sunlight Financial	Financial, US	1,267	3.7x	25-Jan	13.04
ION Acquisition Corp 1 Ltd.	IACA	Taboola	Technology, US	2,000	7.7x	25-Jan	12.95
Climate Change Crisis Real Impact I Acquisition Corporation	CLII	EVgo	Automotive, US	2,056	8.9x	22-Jan	20.90

# LIVE IBCs (II)

SPAC	Ticker	Target	Focus	EV, \$M	EV/IPO	IBCs Announced	Fri Price, \$
Crescent Acquisition Corp	CRSA	LiveVox	Technology, US	840	3.4x	14-Jan	10.40
Hudson Executive Investment Corp.	HEC	Talkspace	Healthcare, US	1,400	3.4x	13-Jan	11.48
ArcLight Clean Transition Corp.	ACTC	Proterra	Automotive, US	1,600	5.6x	12-Jan	23.97
VPC Impact Acquisition Holdings	VIH	Bakkt	Financial, US	2,092	10.1x	11-Jan	14.93
GX Acquisition Corp.	GXGX	Celularity	Healthcare, US	1,293	4.5x	8-Jan	10.21
Ace Convergence Acquisition Corp.	ACEV	Achronix	Technology, US	1,761	7.7x	7-Jan	10.52
Social Capital Hedosophia Holdings Corp. V	IPOE	SoFi	Financial, US	6,250	7.7x	7-Jan	25.14
FinTech Acquisition Corp. IV	FTIV	Perella Weinberg Partners	Financial, US	975	4.2x	30-Dec-2020	11.51
Altimar Acquisition Corporation	ATAC	Owl Rock Capital/Dyal Capital	Financial, US	12,702	46.2x	23-Dec-2020	10.45
Colonnade Acquisition Corp.	CLA	Ouster	Industrial, US	1,570	7.9x	22-Dec-2020	11.74

# LIVE IBCs (III)

SPAC	Ticker	Target	Focus	EV, \$M	EV/IPO	IBCs Announced	Fri Price, \$
Juniper Industrial Holdings, Inc.	JIH	Janus International Group	Industrial, US	1,930	5.6x	22-Dec-2020	12.77
Deerfield Healthcare Technology Acquisitions Corp.	DFHT	CareMax Medical/IMC Medical	Healthcare, US	692	4.8x	18-Dec-2020	13.97
FinServ Acquisition Corp.	FSRV	Katapult	Technology, US	993	4.0x	18-Dec-2020	16.00
Northern Star Acquisition Corp.	STIC	BARK	Consumer, US	1,642	6.5x	17-Dec-2020	12.83
New Providence Acquisition Corp.	NPA	AST SpaceMobile	Technology, US	1,392	6.0x	16-Dec-2020	13.50
Thunder Bridge Acquisition II, Ltd.	THBR	indie Semiconductor	Technology, US	982	2.8x	15-Dec-2020	11.24
Experience Investment Corp.	EXPC	Blade	Industrial, US	450	1.6x	15-Dec-2020	14.75
Big Rock Partners Acquisition Corp.	BRPA	NeuroRx	Healthcare, US	525	7.6x	14-Dec-2020	58.74
Collective Growth Corporation	CGRO	Innoviz	Industrial, US	1,033	6.9x	11-Dec-2020	13.00
Forum Merger III Corporation	FIII	Electric Last Mile	Industrial, US	1,196	4.8x	11-Dec-2020	12.24

# LIVE IBCs (IV)

SPAC	Ticker	Target	Focus	EV, \$M	EV/IPO	IBCs Announced	Fri Price, \$
TPG Pace Beneficial Finance Corp.	TPGY	EVBox	Industrial, Europe	969	2.8x	10-Dec-2020	25.53
GigCapital3, Inc.	GIK	Lightning eMotors	Automotive, US	651	3.2x	10-Dec-2020	14.82
Silver Spike Acquisition Corp.	SSPK	WM Holding Company	Consumer, US	1,398	5.6x	10-Dec-2020	19.04
Vesper Healthcare Acquisition Corp.	VSPR	HydraFacial	Consumer, US	1,140	2.5x	9-Dec-2020	10.47
Foley Trasimene Acquisition Corp. II	BFT	Paysafe	Financial, General	9,000	6.1x	7-Dec-2020	15.42
Star Peak Energy Transition Corp.	STPK	Stem	Industrial, US	829	2.2x	4-Dec-2020	27.10
CF Finance Acquisition Corp. II	CFII	View	Technology, US	1,628	3.3x	30-Nov-2020	10.85
Northern Genesis Acquisition Corp.	NGA	Lion Electric	Automotive, US	1,505	4.7x	30-Nov-2020	25.44
INSU Acquisition Corp. II	INAQ	Metromile	Technology, US	956	4.2x	24-Nov-2020	14.74
GigCapital2, Inc.	GIX	UpHealth/Cloudbreak Health	Healthcare, US	1,350	7.8x	23-Nov-2020	10.40

# LIVE IBCs (V)

SPAC	Ticker	Target	Focus	EV, \$M	EV/IPO	IBCs Announced	Fri Price, \$
Apex Technology Acquisition Corporation	APXT	AvePoint	Technology, US	1,738	5.0x	23-Nov-2020	14.86
Longview Acquisition Corp.	LGVW	Butterfly Network	Healthcare, US	1,500	3.6x	20-Nov-2020	18.45
CIIG Merger Corp.	CIIC	Arrival	Automotive, US	5,400	20.8x	18-Nov-2020	26.95
Roth CH Acquisition I Co.	ROCH	PureCycle	Industrial, US	826	10.7x	16-Nov-2020	17.69
Newborn Acquisition Corp.	NBAC	Nuvve	Industrial, US	132	2.3x	12-Nov-2020	18.37
Jaws Acquisition Corp.	JWS	Cano Health	Healthcare, US	4,400	6.4x	12-Nov-2020	13.01
InterPrivate Acquisition Corp.	IPV	Aeva	Industrial, US	1,803	7.5x	2-Nov-2020	14.76
Alberton Acquisition Corporation	ALAC	SolarMax	Energy, US/Asia	300	2.6x	28-Oct-2020	12.83
dMY Technology Group, Inc. II	DMYD	Genius Sports	Technology, General	1,500	5.4x	27-Oct-2020	20.75
Longevity Acquisition Corporation	LOAC	4D pharma	Healthcare, Europe	184	0.9x	22-Oct-2020	11.18



# LIVE IBCs (VI)

SPAC	Ticker	Target	Focus	EV, \$M	EV/IPO	IBCs Announced	Fri Price, \$
Panacea Acquisition Corp.	PANA	Nuvation Bio	Healthcare, US	1,319	9.2x	21-Oct-2020	10.25
FS Development Corp.	FSDC	Gemini Therapeutics	Healthcare, US	266	2.2x	15-Oct-2020	11.80
CC Neuberger Principal Holdings I	PCPL	E2Open	Technology, US	2,565	6.2x	14-Oct-2020	10.37
Churchill Capital Corp II	CCX	Skillsoft & Global Knowledge	Technology, General	1,037	1.5x	13-Oct-2020	10.11
AMCI Acquisition Corp.	AMCI	Advent Technologies	Energy, US	358	1.6x	13-Oct-2020	14.95
Replay Acquisition Corp.	RPLA	Finance of America	Financial, US	2,012	7.0x	13-Oct-2020	10.19
Stable Road Acquisition Corp.	SRAC	Momentum	Industrial, US	1,200	6.9x	7-Oct-2020	20.90
Mountain Crest Acquisition Corp	MCAC	Playboy	Consumer, US	413	7.2x	1-Oct-2020	12.12
Switchback Energy Acquisition Corporation	SBE	ChargePoint	Industrial, US	2,400	7.6x	24-Sep-2020	38.06
East Stone Acquisition Corporation	ESSC	Ufin	Financial, Asia	450	3.2x	23-Sep-2020	10.03

# CLOSED IBCs IN 2021

SPAC	New Ticker	Target	Focus	EV, \$M	EV/IPO	IBCs Closed	Fri Price, \$
Novus Capital Corporation	NOVS	AppHarvest	Industrial, US	550	5.5x	29-Jan	24.95
Acamar Partners Acquisition Corp.	LOTZ	CarLotz	Technology, US	827	2.7x	21-Jan	10.44
Gores Holdings IV, Inc.	UWMC	United Wholesale Mortgage	Financial, US	15,125	37.9x	21-Jan	9.91
Oaktree Acquisition Corp.	HIMS	Hims	Consumer, US	1,600	7.9x	20-Jan	18.99
South Mountain Merger Corp.	BTRS	Billtrust	Financial, US	1,293	5.2x	12-Jan	16.20
LF Capital Acquisition Corp.	LSEA	Landsea Homes	Real Estate, US	631	4.1x	7-Jan	8.92
Social Capital Hedosophia Holdings Corp. III	CLOV	Clover Health	Healthcare, US	3,702	4.5x	7-Jan	13.95
Megalith Financial Acquisition	BMTX	BankMobile	Financial, US	140	0.8x	5-Jan	14.48

# IPO UNDERWRITERS: LEAGUE TABLE YTD

Rank by Vol Sold	Underwriters	Bookrunner Volume, \$M <sup>1</sup>	% Share	Bookrunner Count	% Share
1	Citigroup	3,542	13.7%	17	11.5%
2	Credit Suisse	3,131	12.2%	14	9.5%
3	Goldman Sachs	2,781	10.8%	11	7.4%
4	Cantor Fitzgerald	2,144	8.3%	9	6.1%
5	Jefferies	1,893	7.4%	12	8.1%
6	Deutsche Bank	1,364	5.3%	7	4.7%
7	Morgan Stanley	1,104	4.3%	7	4.7%
8	Barclays	1,091	4.2%	7	4.7%
9	UBS	1,047	4.1%	5	3.4%
10	BTIG	985	3.8%	7	4.7%
11	EarlyBirdCapital	762	3.0%	5	3.4%
12	RBC Capital Markets	673	2.6%	3	2.0%
13	JP Morgan	663	2.6%	5	3.4%
14	Maxim	392	1.5%	3	2.0%
15	Stifel Nicolaus	351	1.4%	2	1.4%
16	BofA Securities	348	1.4%	3	2.0%
17	Guggenheim Securities	345	1.3%	1	0.7%
18	Cowen	316	1.2%	2	1.4%
19	Moelis	278	1.1%	2	1.4%
20	Oppenheimer	259	1.0%	1	0.7%

1. Credit for Bookrunner Volume is awarded to the sole bookrunner or split equally among joint bookrunners

## Contact Us:

- Information Services  
[info@spacresearch.com](mailto:info@spacresearch.com)
- Analysis & Advisory  
[info@spacalpha.com](mailto:info@spacalpha.com)
- Investments  
[info@spacalpha.com](mailto:info@spacalpha.com)

For more insights, visit us on [spacalpha.com](http://spacalpha.com)